

©AnneFontenay

©AnneFontenay

©AnneFontenay

©AnneFontenay

©AnneFontenay

©AnneFontenay

©AnneFontenay

©AnneFontenay

©AnneFontenay

©AnneFontenay

©AnneFontenay

©AnneFontenay

©AnneFontenay

©AnneFontenay

©AnneFontenay

©AnneFontenay

©AnneFontenay

©AnneFontenay

A musical exercise card with a green border. At the top, a sequence of eight symbols is arranged in an arch: a white circle, a black circle, a black circle with a white dot above it, a white circle, a white circle, a white circle, a white square, and a black square. Below this, two musical staves are shown. The left staff has a treble clef, a flat key signature (b), and a single note on the second line. The right staff has a treble clef, a sharp key signature (#), and a single note on the second line.

©AnneFontenay

A musical exercise card with a green border. At the top, a sequence of eight symbols is arranged in an arch: a black circle, a black circle, a black circle with a white dot above it, a white circle, a white circle, a white circle, a white square, and a black square. Below this, a single musical staff is shown with a treble clef and a single note on the second line.

©AnneFontenay

A musical exercise card with a green border. At the top, a sequence of eight symbols is arranged in an arch: a black circle, a white circle, a black circle with a white dot above it, a white circle, a white circle, a black circle, a white square, and a black square. Below this, two musical staves are shown. The left staff has a treble clef, a sharp key signature (#), and a single note on the second line. The right staff has a treble clef, a flat key signature (b), and a single note on the second line.

©AnneFontenay

A musical exercise card with a green border. At the top, a sequence of eight symbols is arranged in an arch: a black circle, a white circle, a black circle with a white dot above it, a white circle, a white circle, a white circle, a white square, and a black square. Below this, a single musical staff is shown with a treble clef and a single note on the second line.

©AnneFontenay

A musical exercise card with a green border. At the top, a sequence of eight symbols is arranged in an arch: a white circle, a white circle, a white circle with a white dot above it, a black circle, a white circle, a white circle, a white square, and a black square. Below this, two musical staves are shown. The left staff has a treble clef, a sharp key signature (#), and a single note on the second line. The right staff has a treble clef, a flat key signature (b), and a single note on the second line.

©AnneFontenay


A musical exercise card with a green border. At the top, a sequence of eight symbols is arranged in an arch: a white circle, a black circle, a white circle with a white dot above it, a black circle, a white circle, a white circle, a white square, and a black square. Below this, a single musical staff is shown with a treble clef and a single note on the second line.

©AnneFontenay

C



C#
D^b




D




D#
E^b




E




F




F#
G^b




G




G#
A^b




A




A#
B^b




B




C




C#
D^b




D




D#
E^b



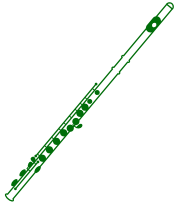
E



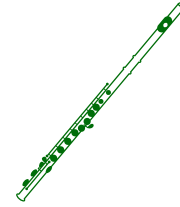
F



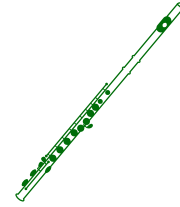
F#
G^b



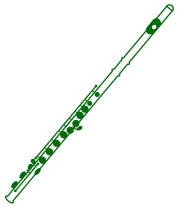
G



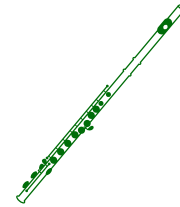
G#
A^b



A



A#
B^b



B

