

©AnneFontenay

©AnneFontenay

©AnneFontenay

©AnneFontenay

©AnneFontenay

©AnneFontenay

©AnneFontenay

©AnneFontenay

©AnneFontenay

©AnneFontenay

©AnneFontenay

©AnneFontenay

©AnneFontenay

©AnneFontenay

©AnneFontenay

©AnneFontenay

©AnneFontenay

©AnneFontenay

A musical notation exercise featuring a dot pattern above two staves. The dot pattern consists of a sequence of shapes: a white circle, a black circle, a black circle with a white dot inside, a white circle, a white circle, and a white circle, followed by a 2x2 grid of squares (top-left white, top-right black, bottom-left black, bottom-right white). Below the pattern are two staves. The first staff has a treble clef, a flat key signature, and a single note on the second line. The second staff has a treble clef, a sharp key signature, and a single note on the second line.

©AnneFontenay

A musical notation exercise featuring a dot pattern above a single staff. The dot pattern consists of a sequence of shapes: a black circle, a black circle, a black circle with a white dot inside, a white circle, a white circle, and a white circle, followed by a 2x2 grid of squares (top-left white, top-right black, bottom-left black, bottom-right white). Below the pattern is a single staff with a treble clef and a single note on the second line.

©AnneFontenay

A musical notation exercise featuring a dot pattern above two staves. The dot pattern consists of a sequence of shapes: a black circle, a white circle, a black circle with a white dot inside, a white circle, a white circle, and a black circle, followed by a 2x2 grid of squares (top-left white, top-right black, bottom-left black, bottom-right white). Below the pattern are two staves. The first staff has a treble clef, a sharp key signature, and a single note on the second line. The second staff has a treble clef, a flat key signature, and a single note on the second line.

©AnneFontenay

A musical notation exercise featuring a dot pattern above a single staff. The dot pattern consists of a sequence of shapes: a black circle, a white circle, a black circle with a white dot inside, a white circle, a white circle, and a white circle, followed by a 2x2 grid of squares (top-left white, top-right black, bottom-left black, bottom-right white). Below the pattern is a single staff with a treble clef and a single note on the second line.

©AnneFontenay


A musical notation exercise featuring a dot pattern above two staves. The dot pattern consists of a sequence of shapes: a white circle, a white circle, a white circle with a black dot inside, a black circle, a white circle, and a white circle, followed by a 2x2 grid of squares (top-left white, top-right black, bottom-left black, bottom-right white). Below the pattern are two staves. The first staff has a treble clef, a sharp key signature, and a single note on the second line. The second staff has a treble clef, a flat key signature, and a single note on the second line.

©AnneFontenay

A musical notation exercise featuring a dot pattern above a single staff. The dot pattern consists of a sequence of shapes: a white circle, a black circle, a white circle with a black dot inside, a black circle, a white circle, and a white circle, followed by a 2x2 grid of squares (top-left white, top-right black, bottom-left black, bottom-right white). Below the pattern is a single staff with a treble clef and a single note on the second line.

©AnneFontenay

C




C#

D^b



D




D#


E^b



E




F




F#

G^b




G




G#


A^b




A




A#
B^b




B




C



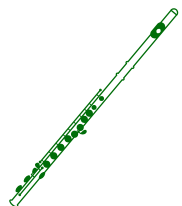
C#
D^b



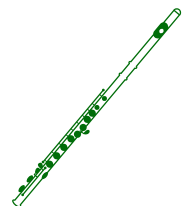
D




D#
E^b



E




F

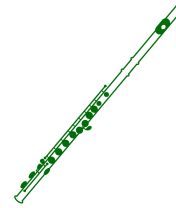


F#

G^b

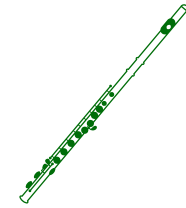


G




G#

A^b

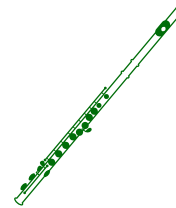


A



A#

B^b



B

